

OPTIMAL DAMPING SET OF A MEMBRANE AND TOPOLOGY DISCOVERING SHAPE OPTIMIZATION

Toni Lassila



OPTIMAL DAMPING SET OF A MEMBRANE AND TOPOLOGY DISCOVERING SHAPE OPTIMIZATION

Toni Lassila

Toni Lassila: *Optimal damping set of a membrane and topology discovering shape optimization*; Helsinki University of Technology, Institute of Mathematics, Research Reports A536 (2007).

Abstract: *We study a shape optimization problem of finding the optimal damping set of a two-dimensional membrane such that the energy of the membrane is minimized at some fixed end time. We present numerical results based on level set methods, which lead to two observations. First, that the methods presented allow for certain topological changes in the optimized shapes. These changes can be realized in the presence of a force term in the level set equation. Second, that the method of gradient descent on the manifold of shapes does not require an exact line search to converge and that it is sufficient to perform heuristic line searches that do not evaluate the cost functional being minimized.*

AMS subject classifications: 49Q10, 65K10

Keywords: shape optimization, level set methods, wave equation, optimal damping

Correspondence

Toni.Lassila@tkk.fi

ISBN 978-951-22-9110-6
ISSN 0784-3143

Helsinki University of Technology
Department of Engineering Physics and Mathematics
Institute of Mathematics
P.O. Box 1100, FI-02015 TKK, Finland
email:math@tkk.fi <http://math.tkk.fi/>

1 Introduction

Shape optimization can be seen as part of the field of optimal control. Typically we have a system governed by a partial differential equation whose solution u_Ω depends on some variable geometric shape Ω . The problem is to minimize a given cost functional $J(u_\Omega)$ over the set \mathcal{S} of all admissible geometric shapes with piecewise smooth boundary. Such problems arise for example from the optimal design of structures such as bridges, where we attempt to minimize compliance of the structure due to known loads given certain material constraints.

By considering the variation of the cost functional under small transformations of the boundaries of shapes we can define derivatives with respect to shape. This allows us to derive necessary optimality conditions for the shape optimization problem. The most popular frameworks are the speed method and the perturbation of identity method [4, 12, 17].

Shape optimization problems are typically solved numerically. A widely used approach in the engineering fields has been to discretize the underlying problem and shape using a finite element mesh, derive the sensitivities of the cost functional to small boundary variations of the shape, and then adjust iteratively the mesh points near the boundary of the shape. See [5] or [10] for an introduction to practical shape optimization methods for engineering applications using finite element approximations.

Recently more interest has been given to methods which represent the shape Ω globally as the level set of a continuous function ϕ . A smooth transformation of the boundary of the shape is then described with a transport equation for ϕ . These are called level set methods and were made popular by Sethian and Osher. See [2] for a survey of level set methods applied to shape optimization problems. In this paper we briefly cover the basic framework for shape optimization using implicit functions and level set methods to represent smooth transformations of shapes.

To demonstrate numerical methods for shape optimization, we consider a shape optimization problem to find the optimal damping set for a membrane with fixed boundary, modeled by the two-dimensional wave equation. We add a fixed damping factor which affects a subset of the membrane and causes decay in the energy of the vibration. The objective is to find the shape of the damping set that minimizes the energy at some given end time, given the initial position of the membrane and the damping factor applied. This problem was previously studied in [11] and solved using finite differences on regular grids. In this paper we solve the problem numerically using finite elements and irregular triangular meshes, giving some insight into shape optimization problems where the correct topological properties of the shape are not known beforehand.

2 Shape optimization

Let $D \subset \mathbb{R}^n$ be a domain of interest and \mathcal{S} a family of open subsets of D with piecewise smooth compact boundaries. Elements of \mathcal{S} are called shapes. A shape functional $J : \mathcal{S} \rightarrow \mathbb{R}$ is invariant with respect to homeomorphisms that preserve the shapes i.e. for all shapes $\Omega \in \mathcal{S}$ and homeomorphisms g of D we have that

$$g(\Omega) = \Omega \quad \Rightarrow \quad J(g(\Omega)) = J(\Omega).$$

The shape optimization problem is to find an optimal shape $\Omega^* \in \mathcal{S}$ s.t.

$$J(\Omega^*) \leftrightarrow \min!.$$

The existence of solutions for such optimization problems depends on the chosen family of shapes \mathcal{S} as well as the properties of J . If the shape functional J is continuous in the L^p topology of the characteristic functions χ_Ω then typically a sufficient condition for the existence of an optimal solution is that the family of shapes \mathcal{S} fulfills the uniform cone condition or the stronger condition that all shapes have uniformly Lipschitz boundaries. We refer the reader to the monograph [4] for in-depth coverage of the theory of smooth geometric shapes as well as the classical theory of shape optimization.

To perform optimization in the family of shapes we would like to define the concept of derivative with respect to shape. The following approach is called the speed method for shape derivatives. Let ψ_s be a one-parameter family of smooth transformations $\psi_s : D \rightarrow D$, for $s \geq 0$, s.t. $\psi_0 = \mathbf{I}$. Then for a given $\Omega \in \mathcal{S}$ we define the shape derivative of J with respect to the flow ψ at the shape Ω as the Gâteaux-derivative

$$dJ_S(\Omega; \psi) := \lim_{s \rightarrow 0^+} \frac{J(\psi_s(\Omega)) - J(\Omega)}{s}, \quad (1)$$

provided that the limit exists. From now on we consider only flows ψ of some Lipschitz vector field $\mathbf{v} : D \rightarrow \mathbb{R}^n$ s.t. the action of ψ on a point $\mathbf{x}_0 \in D$ is given by

$$\mathbf{x}(0) = \mathbf{x}_0, \quad \mathbf{x}'(s) = \mathbf{v}(\mathbf{x}(s)), \quad \psi_s(\mathbf{x}_0) = \mathbf{x}(s). \quad (2)$$

If the shape derivative defined by (1) is bounded and linear, we can find a unique element $\nabla_S J \in L^2(\partial\Omega; \mathbb{R}^n)$ s.t.

$$d_S J(\Omega; \psi) = \int_{\partial\Omega} \mathbf{v} \cdot \nabla_S J \, dx. \quad (3)$$

If the shape functional J is shape differentiable in the sense of (3), we have the necessary optimality condition $\nabla_S J(\Omega^*) = 0$ for an optimal shape Ω^* without the presence of constraints.

3 Level set methods and implicit functions

Inherent in the problem of shape optimization is that J encodes the representation of the abstract shapes within itself. For theoretical analysis this is

sufficient, but for more practical methods we need an explicit way of representing the shapes under consideration.

Recently an approach to describe shapes using implicit functions and their level sets has gained popularity. Let Ω be a given subset of \mathbb{R}^n with piecewise C^k boundary for $k \geq 1$. Then there exist continuous functions $\phi : \mathbb{R}^n \rightarrow \mathbb{R}$ s.t.

$$\Omega = \{\mathbf{x} : \phi(\mathbf{x}) < 0\}, \quad \partial\Omega = \{\mathbf{x} : \phi(\mathbf{x}) = 0\}.$$

Such functions are called implicit functions or level set functions. We can choose ϕ in such a way that apart from the corners of $\partial\Omega$ it is everywhere Lipschitz and at least C^k in some small neighborhood of $\partial\Omega$ (the latter claim follows from the implicit function theorem). An example of such an implicit function is easy to exhibit, namely we consider the signed distance function

$$\phi_d(\mathbf{x}) = \begin{cases} -\text{dist}(\mathbf{x}, \partial\Omega), & \mathbf{x} \in \Omega \\ +\text{dist}(\mathbf{x}, \partial\Omega), & \mathbf{x} \in \Omega^c \end{cases}. \quad (4)$$

From now on we identify every piecewise C^k shape Ω by some representative implicit function ϕ that is C^k smooth near the boundary $\partial\Omega$. It turns out that the existence of a locally C^k implicit function is an equivalent definition of a C^k smooth shape for sets with compact boundary. This allows us to consider the shape functional as a function of the implicit function $J(\phi)$ and not the actual set $J(\Omega)$.

Consider a given piecewise C^k shape Ω and its image under the flow of ψ of some velocity field \mathbf{v} with flow ψ . Denote the image of the shape by the flow as $\psi_s(\Omega) = \Omega_s$ and let $\phi(\mathbf{x}, s)$ be an implicit function for Ω_s . We get for each $\mathbf{x}_0 \in \partial\Omega_0$

$$\phi(\psi_s(\mathbf{x}_0), s) = 0,$$

and differentiating with respect to s gives together with (2)

$$\phi_s(\mathbf{x}, s) + \mathbf{v}(\mathbf{x}) \cdot \nabla\phi(\mathbf{x}, s) = 0. \quad (5)$$

Equation (5) is called a level set equation. It transports the level sets of ϕ advectively along the flow ψ .

Signed distance functions (4) are a subclass of implicit functions that have the special property that $|\nabla\phi| = 1$ everywhere. Such functions have nice computational properties thanks to the unit scaling of the gradient. Usually the level set equation (5) does not preserve signed distance functions so possible numerical issues might arise as the gradient $\nabla\phi$ grows during the evolution of the equation. These problems can be rectified by regularly rescaling ϕ so that it becomes a signed distance function without moving the zero-level set. A common idea [18] is to let ϕ_0 be the unscaled version of our implicit function ϕ and regularly solve the equation

$$\phi_s(\mathbf{x}, s) + \text{sgn}(\phi_0(\mathbf{x}))(|\nabla\phi(\mathbf{x}, s)| - 1) = 0, \quad \phi(\mathbf{x}, 0) = \phi_0(\mathbf{x}) \quad (6)$$

for a short interval. This equation quickly rescales ϕ to be closer to a signed distance function while leaving the zero-level set intact. We shall see that this reinitialization not only makes things numerically more robust, but has also other effects when dealing with topology changes in shape optimization.

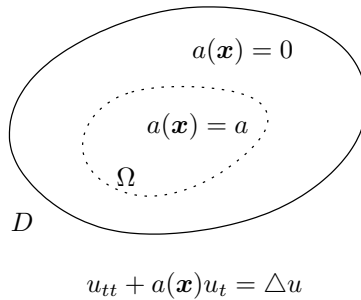


Figure 1: Geometry for the damped membrane.

4 Optimal wave damping problem

The following problem was studied in [11], where the author used finite difference methods based on rectangular meshes to solve both the wave equations and the level set equation. We refer the reader to that work for some of the details such as the derivation of the shape gradient.

Let $D \subset \mathbb{R}^2$ be a plane domain with piecewise smooth boundary and consider the two-dimensional wave equation with Dirichlet boundary conditions. This equation models the vibrations of an ideal membrane that is fixed at the edges. Consider additionally that in some subset $\Omega \subset D$ we apply a fixed damping factor $a > 0$. The geometry of the problem is shown in Figure 1. The resulting equation for the displacement of the membrane is then

$$\begin{cases} u_{tt} - \Delta u + a(\mathbf{x})u_t = 0, & (\mathbf{x}, t) \in D \times (0, T) \\ u = 0, & (\mathbf{x}, t) \in \partial D \times [0, T] \\ u(\mathbf{x}, 0) = u_0(\mathbf{x}), \quad u_t(\mathbf{x}, 0) = u_1(\mathbf{x}) \end{cases} \quad (7)$$

with initial data (u_0, u_1) for the membrane. The damping coefficient is defined here to be piecewise constant:

$$a(\mathbf{x}) := \begin{cases} a, & \mathbf{x} \in \Omega \\ 0, & \mathbf{x} \notin \Omega. \end{cases}$$

We refer to Ω as the damping set of the membrane. The energy of the membrane is known to be

$$J(\Omega, a, t) = \frac{1}{2} \int_D [|u_t(\mathbf{x}, t)|^2 + |\nabla u(\mathbf{x}, t)|^2] dx. \quad (8)$$

The objective is to minimize the total energy of the membrane at some fixed end time T :

$$\min_{\Omega \in \mathcal{S}} J(\Omega, a, T).$$

This is a shape optimization problem whose solution depends additionally on the chosen constants a and T . In this work we choose a moderate so as to avoid any problems relating to the phenomena of overdamping, and T large enough so that observability problems relating to the finite propagation speed of waves do not occur.

Without any kind of constraint on the damping set we will obtain the trivial solution $\Omega^* = D$, so in addition we introduce the area constraint

$$A(\Omega) = A_0 \text{ (fixed)}. \quad (9)$$

This constraint was handled by Munch in [11] by using a penalty coefficient $\lambda > 0$ and augmenting a quadratic penalty term in the energy. We proceed in the same fashion. The augmented shape functional of energy is therefore

$$\tilde{J}(\Omega, a, T) := \frac{\lambda}{2} [A(\Omega) - A_0]^2 + \frac{1}{2} \int_D [|u_t(\mathbf{x}, T)|^2 + |\nabla u(\mathbf{x}, T)|^2] dx. \quad (10)$$

The shape optimization problem we consider is

$$\min_{\Omega \in \mathcal{S}} \tilde{J}(\Omega, a, T). \quad (11)$$

It was shown in [11] that the shape functional (10) is shape differentiable in the sense (3) and has the shape gradient defined on $\partial\Omega$

$$\nabla_S \tilde{J}(\mathbf{x}) \cdot \mathbf{n} = [A(\Omega) - A_0] + \int_0^T u_t(\mathbf{x}, t) p(\mathbf{x}, t) dt, \quad (12)$$

where \mathbf{n} is the outward pointing unit normal of $\partial\Omega$, $u(\mathbf{x}, t)$ is the solution of equation (7) and $p(\mathbf{x}, t)$ is the solution of the adjoint equation

$$\begin{cases} p_{tt} - \Delta p - a(\mathbf{x})p_t = 0, & (\mathbf{x}, t) \in D \times (0, T) \\ p = 0, & (\mathbf{x}, t) \in \partial D \times [0, T] \\ p(\mathbf{x}, T) = -u_t(\mathbf{x}, T), \\ p_t(\mathbf{x}, T) = -a(\mathbf{x})u_t(\mathbf{x}, T) - \Delta u(\mathbf{x}, T) \end{cases}. \quad (13)$$

In practice, finding an optimal damping set Ω^* requires numerical methods.

5 Iterative method for shape optimization

The simplest derivative based method for shape optimization is the gradient descent method. Let Ω_0 be a given initial guess of the optimal shape and ϕ_0 its implicit function. If the shape gradient $\nabla_S J$ is known at Ω_0 , we can let $\mathbf{v} = -\nabla_S J$ on the boundary of $\partial\Omega$ and extend \mathbf{v} smoothly to the rest of D . For (12) with smooth initial data this is straightforward. Substituting into (5) we get the level set equation for gradient descent

$$\phi_s(\mathbf{x}, s) - \nabla_S \tilde{J}(\mathbf{x}) \cdot \nabla \phi(\mathbf{x}, s) = 0, \quad \phi(\mathbf{x}, 0) = \phi_0(\mathbf{x}). \quad (14)$$

For small enough s we have $J(\Omega_0) > J(\Omega_s)$. Iterated steps of equation (14) are equivalent to gradient descent on an infinite-dimensional manifold.

As previously noted, equation (14) is a hyperbolic advection equation. Based on this, numerical methods for its resolution have been devised using upwind discretization. The most popular discretization methods are those of Lax-Friedrichs, and Godunov. We refer the reader to [7] and [13] for in depth treatment of numerical methods for hyperbolic conservation laws in general as well as the special case of level set equations. In this work the level set equation was solved using the method of Godunov.

6 Implementation

Evaluation of the shape gradient (12) requires first the solution of the two wave equations (7) and (13). We performed this using an unstructured triangular mesh with piecewise linear elements and the Elmer [8] FEM package. The time integration was performed using the Newmark-Bossak scheme. From the solutions of the wave equations a first-order approximation for the shape gradient (12) was computed. The level-set equation (14) for gradient descent was then solved on a rectangular grid using the Level Set Toolkit [9] for Matlab.

Optimization methods based on descent directions usually require that we perform a line search to find a step size $s \geq 0$ that solves the one-dimensional optimization problem

$$\min_{s \geq 0} \tilde{J}(\boldsymbol{\psi}_s(\Omega)),$$

where $\boldsymbol{\psi}$ is the flow in the direction of the negative shape gradient $-\nabla_S \tilde{J}$. These line searches can be performed either exactly or approximately, sometimes even heuristically. In the level set based gradient descent method it suffices to find a step size such that the energy \tilde{J} decreases on each iteration.

In practice it becomes quickly clear that accurate evaluation of the energy (10) requires a very fine mesh with elements of good quality to be used when solving for u . We attribute this problem to the term $|\nabla u|$, which is known to converge only like $O(h)$ for piecewise linear basis functions on triangular meshes [6]. In addition, poor quality elements with malformed simplices can cause the error of the term $|\nabla u|$ to increase without bound [14], which sets stringent quality requirements for the mesh generator used.

The aforementioned issues might have been rectified by moving to higher order elements or using methods specifically designed for hyperbolic problems. However, the former would have increased the computational effort while the latter methods are usually restricted to working on structured rectangular meshes. Our objective was to improve on the computational results in [11] by using unstructured finite element meshes, which capture the shape of the damping set as accurately as possible near its boundary without spending too much computational effort away from the boundary.

The key observation we used is that for large enough penalty terms λ the area constraint (9) gives our iteration an oscillating nature, i.e. the area $A(\Omega_k)$ is alternatively smaller and larger than A_0 . The idea is then to use the area constraint to decide a suitable step size as follows:

1. Let $\bar{\mu}$ be some default step size and $\varepsilon > 0$ some tolerance for the area constraint.
2. Find smallest nonnegative integer j s.t. the solution of (14) for $\Omega_k \rightarrow \Omega_{k+1}$ with step size

$$\mu = 2^{-j} \bar{\mu}$$

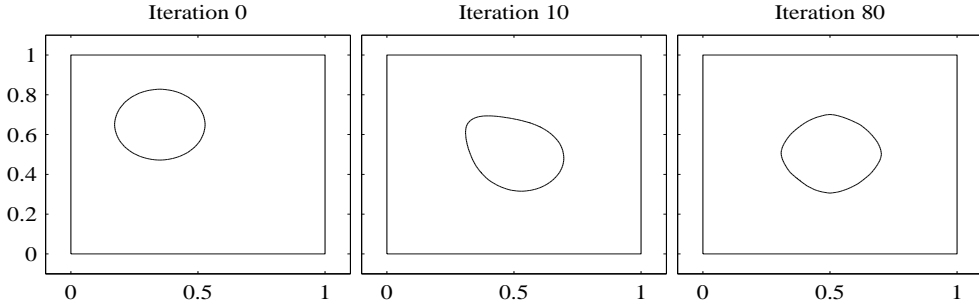


Figure 2: Evolution of the damping set in a unit square with the initial data (15) for the membrane. As in [11] the damping set converges to a symmetric optimal solution.

gives a new damping set Ω_{k+1} s.t. the area constraint is violated at most

$$|A(\Omega_{k+1}) - A_0| < \varepsilon.$$

In practice the gradient descent method is known to be rather forgiving with regards to step size selection rules, and in the cases studied we have nice convergence of the shapes to (at least) local optimums.

To prevent numerical instability due to the increasing or decreasing gradient $\nabla\phi$ we regularly solve the reinitialization equation (6) to reset ϕ into a signed distance function.

7 Results

We verified our solver by first comparing it to the results obtained by Munch in [11] by solving a simple problem on the unit square $D = [0, 1] \times [0, 1]$ with smooth initial data:

$$\begin{cases} u(\mathbf{x}, 0) = 100 \sin(\pi x_1) \sin(\pi x_2) \\ u_t(\mathbf{x}, 0) = 0 \end{cases}. \quad (15)$$

The results for the initial guess of one disc that is slightly off-center are shown in Figure 2. We verify that the solution is the same as found by Munch and supported by theoretical analysis in [11]. Due to the different approaches taken to discretizing the wave equations (finite elements vs. finite differences), our solver used only the mesh parameter $h = 0.05$ compared to Munch's $h \approx 0.006$, but obtained the same accuracy of solution. This shows that numerical shape optimization methods based on boundary perturbations clearly benefit from unstructured meshes that are locally refined near the boundary of the shape where we wish to compute accurately the shape gradient.

To demonstrate that level set methods allow topology changes in numerical shape optimization we studied equation (7) in an L-shaped domain, where the initial position of the membrane corresponds to the second eigenmode of

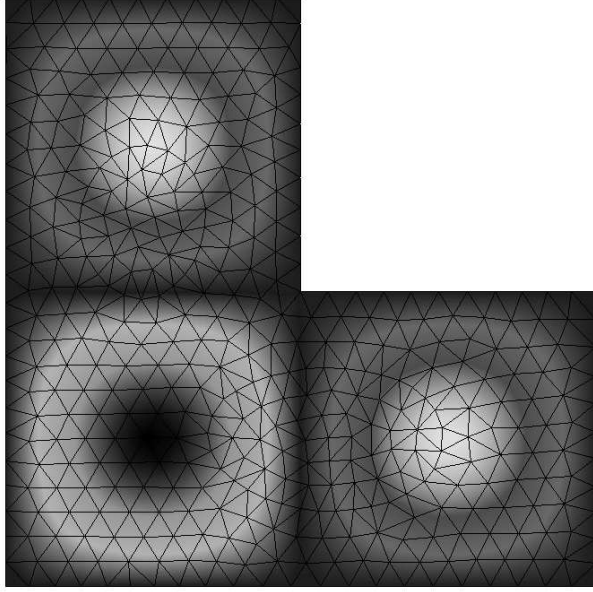


Figure 3: Initial position of the membrane in an L-shaped domain.

the undamped problem

$$\begin{cases} u(\mathbf{x}, 0) = 100 \sin(2\pi x_1) \sin(2\pi x_2) \\ u_t(\mathbf{x}, 0) = 0 \end{cases}$$

and the membrane is initially motionless.

The geometry of the membrane, its initial value, and a mesh used in actual computations are presented in Figure 3. Physical intuition says that the optimal damping set consists of three separate components, located around the extremal points of the initial position of the membrane $u(\mathbf{x}, 0)$. To test this hypothesis we solved the problem numerically using two distinct initial guesses for the damping set Ω :

- CASE A: Initial guess Ω_0 is two discs.
- CASE B: Initial guess Ω_0 is one disc.

Neither initial guess for the damping set possesses the correct number of connected components that we would expect from the true solution. Therefore, any numerical shape optimization method must be able to handle changes in topology in order to find the optimal damping set.

It is known that with level set methods we can observe certain types of topological changes in the deformed shapes. Consider CASE A, where the initial guess is two discs located roughly symmetrically. Figure 5 shows the evolution of the damping set. We observe that the flow given by the negative shape gradient tears the other disc into two, and the resulting three components converge towards the extremal points of the initial position of the membrane. In this case the initial guess was close enough for the level

set method to find the correct solution. The final energy of the solution was $\tilde{J} = 2457$.

Closer study of CASE A reveals that the gradient descent iteration stalls near iteration 15. One component is near bifurcation, but the shape gradient vanishes at the bifurcation point and thus no progress or change in topology is made. Before iteration 20 we performed the reinitialization process given by equation (6). Immediately afterwards the component underwent bifurcation, changing the topology, and allowing the iteration proceeded. This effect can be explained and is not related to the reinitialization as such, but rather the specific equation used to perform the reinitialization. The reinitialization equation can be written as

$$\phi_s(\mathbf{x}, s) + \text{sgn}(\phi_0(\mathbf{x}))|\nabla\phi(\mathbf{x}, s)| = \text{sgn}(\phi_0(\mathbf{x}))$$

so that in addition to the advection term we have a force term of magnitude $\text{sgn}(\phi_0)$. Near the bifurcation point at iteration 20 (middle panel in Figure 5) the gradient $|\nabla\phi|$ is very small, so that the reinitialization equation is locally

$$\phi_s(\mathbf{x}, s) = \text{sgn}(\phi_0(\mathbf{x})). \quad (16)$$

In the vicinity of the bifurcation point we have $\phi_0 \geq 0$ and so equation (16) tends to increase the values of ϕ , causing the component to finally bifurcate into two. The idea is shown in Figure 4. In fact, any positive force term would suffice to push the boundary of the shape over the threshold so that the change of topology is realized.

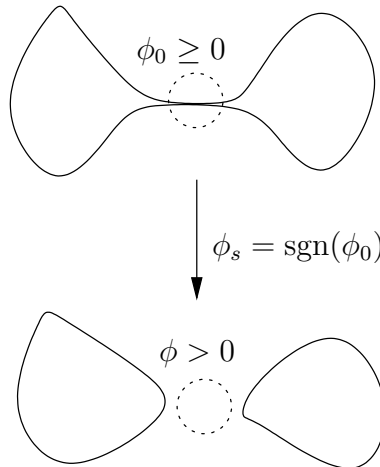


Figure 4: Bifurcation of a shape under equation (16).

In CASE B, we had only one disc in the initial guess. The resulting evolution is given in Figure 6. This time the disc is elongated to cover two extremal points but remains as one piece. No new component is created near the third extremal point. This solution is only a local optimum, which we observe by noting that the final energy of the solution was $\tilde{J} = 20267$.

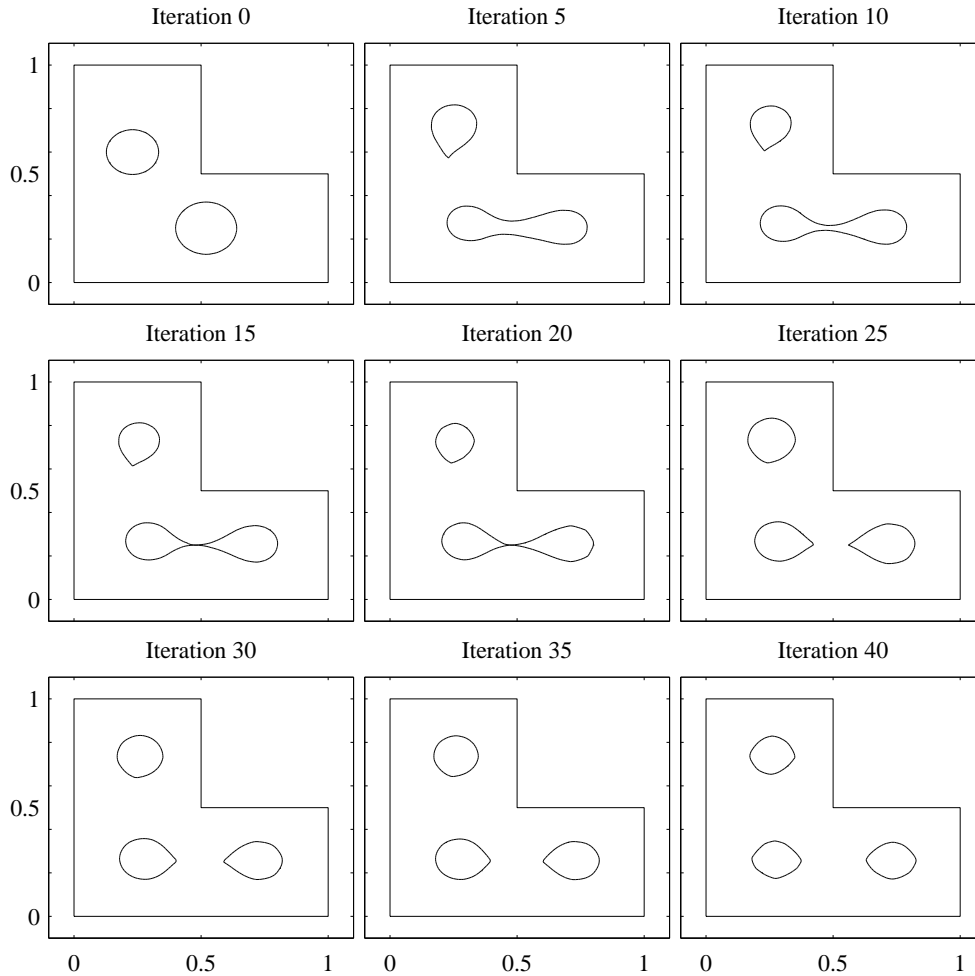


Figure 5: Evolution of the damping set for CASE A with an initial guess of two discs. One disc undergoes a bifurcation into two and the correct optimal damping set is found.

It should be stated that in the case of Lipschitz-continuous velocity fields \mathbf{v} acting on a given shape Ω , the deformations $\Omega(0) \rightarrow \Omega(s)$ given by equation (5) are diffeomorphisms. This means that the speed method of shape optimization does not allow for topological changes of the shape such as bifurcation of one component into two or the merging of two components into one. Furthermore, the advective nature of equation (5) prevents new components of $\partial\Omega$ from emerging away from the existing boundary. As we have seen, the first limitation is not present in numerical methods based on level sets, but the second limitation remains.

8 Topological changes in shape optimization

The speed method of shape optimization works with diffeomorphic maps of Ω_0 , the initial guess of the damping set. In the problem we studied the optimal damping set consists of three connected components while the initial

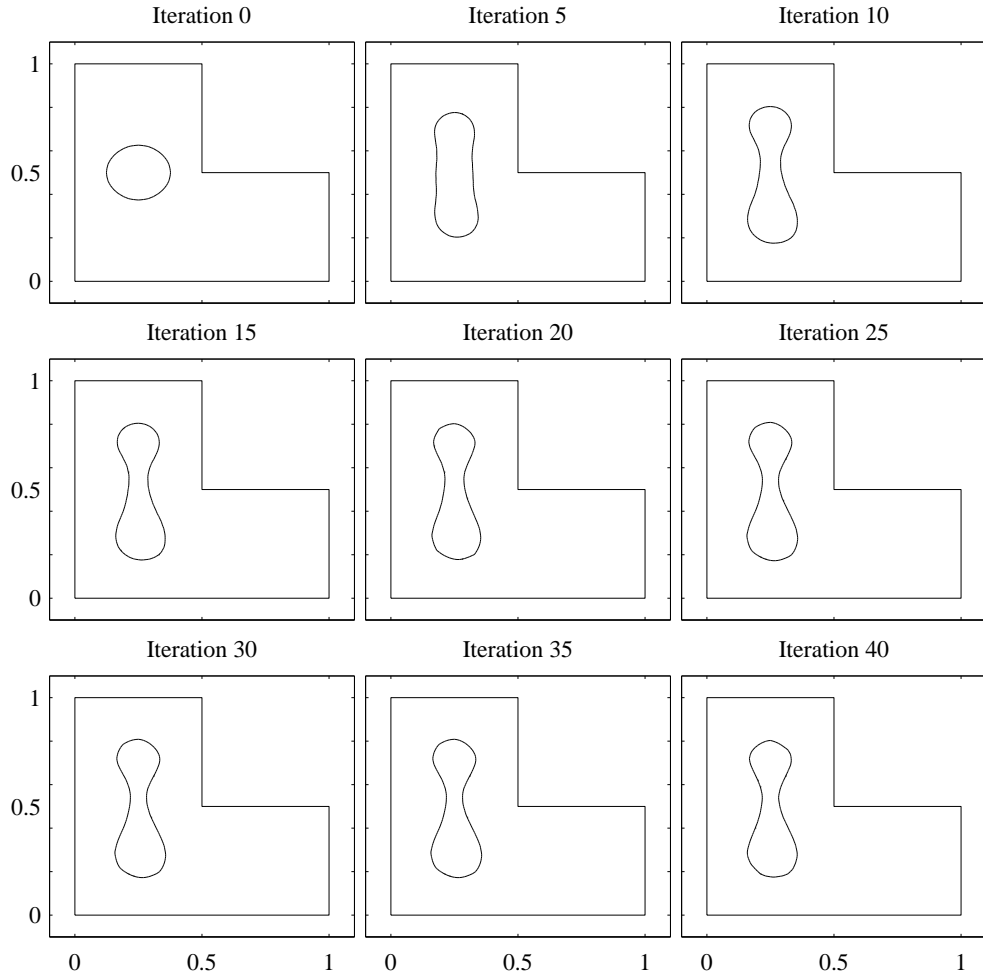


Figure 6: Evolution of the damping set for CASE B with an initial guess of only one disc. The method is unable to discover the correct topological properties of the optimal damping set and gets stuck in a local optimum.

guesses we tried had fewer components. While level set methods are known to allow for certain changes in topology, we found that in the case studied, the bifurcation of shapes was only possible in the presence of a force term which occurred in the reinitialization equation.

For shape optimization problems such as (11) where the optimal shape can consist of more than one component it has been thought that in order to find the optimal shape it is either necessary to know beforehand the topological properties of the optimal shape, or to use a special class of methods that fall under the so called topological optimization. The topological derivative of a shape functional $J(\Omega)$ can be defined [15] as the limit of

$$d_T J(\Omega; \mathbf{x}^0) = \lim_{\rho \rightarrow 0^+} \frac{J(\Omega \cup B(\mathbf{x}^0, \rho)) - J(\Omega)}{\mu(B(\mathbf{x}^0, \rho))},$$

where $B(\mathbf{x}, \rho)$ is an open ball of radius ρ centered at $\mathbf{x} \notin \partial\Omega$ and $\mu(B(\mathbf{x}, \rho))$ its measure. This derivative, when it exists, gives us an idea where in D we should add new components of Ω .

An interesting recent development is the attempt to combine the methods of shape and topological optimization. A theoretical approach was given in [16] where a so-called domain differential was defined as

$$DJ(\Omega; \boldsymbol{\psi}, \mathbf{x}^0)(\rho, s) = \mu(B(\mathbf{x}^0, \rho)) \cdot d_T J(\Omega; \mathbf{x}^0) + s \cdot d_S J(\Omega; \boldsymbol{\psi}). \quad (17)$$

In [3] the authors derive topological gradients as a subset of shape gradients, but the algorithm given was more akin to the typical bubble method where an initial guess is obtained using topological derivatives and then a pure shape optimization method is used. In [1] the authors derived a shape-topological optimization method based on level set methods. In practice this method gave better topological convergence than was achieved using pure shape optimization when the optimal shape contained a hole. However, their approach simply combined the two methodologies into one equation in an ad hoc manner, with no attempt to combine the analytical frameworks that lie underneath. The topological derivative appeared as a force term $F(\mathbf{x})$ in the level set equation:

$$\phi_s(\mathbf{x}, s) + \mathbf{v}(\mathbf{x}) \cdot \nabla \phi(\mathbf{x}, s) + F(\mathbf{x}) = 0.$$

The equation derived by Burger et al in [1] resembles the additive form of the domain differential (17). In the problem we have studied the force term appeared not in the level set equation but the reinitialization equation. However, both cases seem to indicate that in order for level set methods for shape optimization to allow efficient discovery of the correct topology, the presence of a force term related to a topological derivative is required. It remains to refine the theory in such a way as to unify the concepts of shape and topological derivatives and explain entirely satisfactorily the results obtained using numerical level set methods.

9 Conclusions

We have studied a problem in numerical shape optimization related to finding the optimal damping set for a two-dimensional membrane. The membrane was L-shaped and the initial data was chosen such that the optimal damping set Ω^* consists of three separate components. Depending on the initial guess of the damping set the method either converged or got stuck in a local optimum.

Using unstructured triangular meshes that are refined near the boundaries of the damping set Ω we were able to obtain similar results to those presented in [11] with fewer mesh points. The problem with unstructured meshes is related to the accurate evaluation of the energy functional $J(\Omega, a, T)$. We discovered a lack of monotonicity of the discrete energy during the course of the gradient descent iteration. Subsequently, we chose to use a heuristic step size selection rule for the descent step that did not directly evaluate the value of the energy functional being minimized. The results were good in the cases studied.

Level set methods are known to allow certain changes of topology in the shapes being optimized. However, in our problem it was noticed that the iteration stalled near a bifurcation point until an otherwise unrelated reinitialization procedure was able to effect the change in topology due to the presence of an implicit force term. The requirement for a force term to be present in the level set equation in order to obtain efficient topology discovering shape optimization methods has been previously documented in literature. Our results verify this phenomenon.

References

- [1] Burger M, Hackl B, Ring W. Incorporating topological derivatives into level set methods. *Journal of Computational Physics* 2004; **194**:344-362.
- [2] Burger M, Osher SJ. A survey on level set methods for inverse problems and optimal design. *European Journal of Applied Mathematics* 2005; **16**(2):263-301.
- [3] Cea J, Garreau S, Guillaume P, Masmoudi M. The shape and topological optimizations connection. *Computer Methods in Applied Mechanics and Engineering* 2000; **188**:713-726.
- [4] Delfour MC, Zolesio J-P. *Shapes and geometries - analysis, differential calculus, and optimization*. SIAM, 2001.
- [5] Haslinger J, Neittaanmaki P. *Finite element approximation for optimal shape design - theory and applications*. Wiley & Sons, 1988.
- [6] Larsson S, Thomee V. *Partial differential equations with numerical methods*. Springer, 2003.

- [7] LeVeque RJ. *Numerical methods for conservation laws*. Birkhäuser Verlag, 1990.
- [8] Lyly M, Ruokolainen J, Jarvinen E. Elmer - a finite element solver for multiphysics. *CSC-report on scientific computing 1999-2000*; 156-159.
- [9] Mitchell IM. Toolbox of level set methods (version 1.1). *UBC Department of Computer Science Technical Report 2007*; **TR-2007-11**.
- [10] Mohammadi B, Pironneau O. *Applied shape optimization for fluids*. Springer-Verlag, 2001.
- [11] Munch A. *Optimal internal stabilization of a damped wave equation by a level set approach*. Preprint, 2006.
- [12] Murat F, Simon S. Etudes de problemes d'optimal design. In *Lecture Notes in Computer Science 41*, Springer Verlag, Berlin, 1976; 54-62.
- [13] Osher SJ, Fedkiw R. *Level set methods and dynamic implicit surfaces*. Springer-Verlag, 2002.
- [14] Shewchuk JR. *What is a good linear element? Interpolation, conditioning, and quality measures*. Preprint, 2002.
- [15] Sokolowski J, Zochowski A. On the topological derivative in shape optimization. *SIAM Journal on Control and Optimization* 1999; **37(4)**:1251-1272.
- [16] Sokolowski J, Zochowski A. Optimality conditions for simultaneous topology and shape optimization. *SIAM Journal on Control and Optimization* 2003; **42(4)**:1198-1221.
- [17] Sokolowski J, Zolesio J-P. *Introduction to shape optimization: shape sensitivity analysis*. Springer, 1992.
- [18] Sussman M, Smereka P, Osher S. An improved level set method for incompressible two-phase flows. *Journal of Computational Physics* 1994; **114**:146-159.

(continued from the back cover)

- A529 Mikko Parviainen
Global higher integrability for nonlinear parabolic partial differential equations
in nonsmooth domains
September 2007
- A528 Kalle Mikkola
Hankel and Toeplitz operators on nonseparable Hilbert spaces: further results
August 2007
- A527 Janos Karatson , Sergey Korotov
Sharp upper global a posteriori error estimates for nonlinear elliptic variational
problems
August 2007
- A526 Beirao da Veiga Lourenco , Jarkko Niiranen , Rolf Stenberg
A family of C^0 finite elements for Kirchhoff plates II: Numerical results
May 2007
- A525 Jan Brandts , Sergey Korotov , Michal Krizek
The discrete maximum principle for linear simplicial finite element approxima-
tions of a reaction-diffusion problem
July 2007
- A524 Dmitri Kuzmin , Antti Hannukainen , Sergey Korotov
A new a posteriori error estimate for convection-reaction-diffusion problems
May 2007
- A522 Antti Hannukainen , Sergey Korotov , Marcus Ruter
A posteriori error estimates for some problems in linear elasticity
March 2007
- A521 Sergey Korotov , Ales Kropac , Michal Krizek
Strong regularity of a family of face-to-face partitions generated by the longest-
edge bisection algorithm
April 2007
- A519 Teemu Lukkari
Elliptic equations with nonstandard growth involving measure data
February 2007

HELSINKI UNIVERSITY OF TECHNOLOGY INSTITUTE OF MATHEMATICS
RESEARCH REPORTS

The reports are available at <http://math.tkk.fi/reports/> .

The list of reports is continued inside the backcover.

- A535 Esko Valkeila
On the approximation of geometric fractional Brownian motion
October 2007
- A534 Jarkko Niiranen
A priori and a posteriori error analysis of finite element methods for plate models
October 2007
- A533 Heikki J. Tikanmäki
Edgeworth expansion for the one dimensional distribution of a Lévy process
September 2007
- A532 Tuomo T. Kuusi
Harnack estimates for supersolutions to a nonlinear degenerate equation
September 2007
- A530 Mika Juntunen , Rolf Stenberg
Nitsches Method for General Boundary Conditions
October 2007

ISBN 978-951-22-9110-6

ISSN 0784-3143